









ESGA Seniors Team Championship - Results

2022-RCF La Boulie - La Vallée

Clt	Team	Round 1	Round 2	Round 3	Total	Standing
1	 United Kingdom	303	295	289	887	23
	Gareth BRADLEY (-0.4)	82	78	72	232	16
	Phil BRAMALL (1.5)	80	72	74	226	10
	John COUPE (-1.6)	76	76	73	225	9
	Steve MASON (-1.2)	79	74	77	230	14
	Mike READY (0.4)	77	77	76	230	14
	Mike WHITE (0.0)	71	73	70	214	-2
2	 Spain	303	299	298	900	36
	Julian GARCIA-MAYORAL (0.8)	79	74	72	225	9
	Peter GISLANDER (2.3)	75	75	75	225	9
	Gustavo LARRAZABAL (C) (1.9)	75	80	80	235	19
	Jose Tomas PEREZ (0.6)	78	77	75	230	14
	Juan Luis RIESGO (0.3)	79	76	78	233	17
	Alicio RODRIGUEZ (1.0)	75	74	76	225	9
3	 Sweden	297	301	303	901	37
	Jan ANDHAGEN (C) (0.6)	67	75	76	218	2
	Hans BLOMBERG (-1.8)	74	71	71	216	0
	Jonas ERIKSSON (5.2)	80	80	79	239	23
	Jörgen LUNDBERG (-2.2)	78	81	82	241	25
	Lasse PERSSON (0.6)	86	78	77	241	25
	Michael WIDELL (3.3)	78	77	81	236	20
4	 Netherlands	299	299	311	909	45
	Diderik ANKERSMIT (0.5)	83	75	79	237	21
	Cees COLLART (0.8)	79	75	78	232	16
	Onno MEIJER (C) (3.9)	75	78	76	229	13
	Bart NOLTE (0.7)	68	71	78	217	1
	Dave PRINSEN (2.9)	88	85	89	262	46
	Siemon VEGTER (0.6)	77	80	80	237	21
5	 France	309	304	300	913	49
	François GASCHIGNARD (C) (2.8)	81	76	83	240	24
	William PAGE (2.6)	77	76	84	237	21
	Martial PAPINEAU (4.5)	80	76	72	228	12
	Aïman SHNEIKER (3.8)	80	78	77	235	19
	François THEVENIN-LEMOINE (3.8)	77	84	76	237	21
	Harold de VILLEMANDY (2.9)	75	76	75	226	10
6	 Finland	319	304	295	918	54
	Jari LEPPÄNEN (3.4)	80	80	75	235	19
	Matti MOILANEN (0.2)	74	74	72	220	4
	MiKa SANDELL (0.1)	90	79	82	251	35
	Leo SAVONEN (0.9)	82	74	75	231	15
	Jukka UTRIAINEN (C) (4.4)	89	89	88	266	50
	Heikki VETELÄINEN (0.2)	83	77	73	233	17

7	 Italy	303	306	312	921	57
	Gianni AIRAGA (2.2)	77	80	79	236	20
	Alex FEA (2.2)	75	76	80	231	15
	Stefano GIULIANO (2.5)	84	84	81	249	33
	Marcello GRABAU (C) (-0.1)	75	75	73	223	7
	Alessandro PETA (2.6)	76	77	80	233	17
	Davide SESTIERI (1.4)	78	78	81	237	21
8	 Norway	310	305	311	926	62
	Ola HJORTH (0.2)	77	72	76	225	9
	Erik ISAKSEN (3.8)	86	92	85	263	47
	Asbjørn RAMNEFJELL (3.4)	80	81	76	237	21
	Øyvind REINERTSEN (0.8)	77	72	77	226	10
	Jonny SØRENSEN (2.8)	82	81	82	245	29
	Sigurd Johan THINN (6.3)	76	80	82	238	22
9	 Switzerland	318	307	305	930	66
	Lionel BERRUTI (4.5)	86	78	79	243	27
	Marcel GRASS (C) (0.9)	81	80	75	236	20
	Roland NIEDERBERGER (4.9)	90	78	75	243	27
	Markus SAAM (4.2)	83	78	78	239	23
	Marc TSCHÄPPÄT (3.8)	78	73	79	230	14
	Daniel ZAUGG (2.4)	76	82	77	235	19
10	 Iceland	318	306	318	942	78
	Gudmundur ARASON (C) (1.8)	82	79	83	244	28
	Gauti GRETARSSON (1.4)	82	74	78	234	18
	Einar LONG (0.8)	84	78	81	243	27
	Frans Pall SIGURDSSON (1.0)	82	80	81	243	27
	Gunnar Pall THORISSON (2.7)	81	78	79	238	22
	Tryggvi TRAUSTASON (0.8)	73	76	80	229	13
11	 Austria	308	327	308	943	79
	Gernot DOLEZAL (3.6)	75	79	80	234	18
	Martin FEKTER (C) (7.0)	85	86	86	257	41
	Werner FRAISS (4.3)	78	81	77	236	20
	Robert MEIER (4.4)	79	84	77	240	24
	Peter NUSSHOLD (2.0)	76	86	74	236	20
	Erwin WEBER (5.8)	82	83	81	246	30
12	 Germany	321	315	312	948	84
	Horst BAERMANN (6.5)	80	83	82	245	29
	Rolf GREFE (6.7)	90	83	86	259	43
	Hans-Dietrich KÜHL (1.6)	80	77	74	231	15
	Roger MÄNZ (6.1)	86	82	90	258	42
	Andreas TRAUB (4.4)	85	79	80	244	28
	Dr. Peter ZIEGLER (C) (2.6)	76	77	76	229	13

13	 Hungary	325	318	318	961	97
	László BALDAUF (7.3)	84	85	80	249	33
	Dr. Zsolt BOHÁCS (6.4)	84	87	84	255	39
	Joseph HORVÁTH (4.9)	86	81	79	246	30
	Peter HORVÁTH (7.3)	79	82	83	244	28
	György KOLLER (5.0)	81	77	77	235	19
	Ralph MÜLLER (4.9)	81	78	82	241	25
14	 Czech Republic	330	326	325	981	117
	Josef CERVENÝ (5.2)	83	87	82	252	36
	René CMIEL (3.8)	84	94	82	260	44
	Luboš HAKL (5.2)	84	83	82	249	33
	Tomáš KOTEK (C) (4.4)	81	91	80	252	36
	Zdenek POLAVKA (5.6)	89	80	82	251	35
	Pavel ŠVEHLA (4.4)	82	76	81	239	23
14	 Portugal	328	327	326	981	117
	Manuel BATISTA (8.3)	89	87	89	265	49
	Ken COOPER (2.2)	78	82	78	238	22
	Pedro Franco DIAS (C) (6.2)	85	84	95	264	48
	Antonio MOITA (6.0)	82	76	84	242	26
	Carlos POUCOCHINHO (7.0)	87	85	82	254	38
	Albino TIMOTEO (3.9)	83	87	82	252	36
16	 Slovakia	322	341	337	1000	136
	Miroslav GERMAN (8.7)	85	91	81	257	41
	Marian HOJSIK (4.8)	79	84	87	250	34
	Slavomir JERGA (7.1)	90	84	89	263	47
	Bohumil SKOREC (6.0)	78	85	91	254	38
	Peter STRANAK (3.8)	80	90	80	250	34
	Milos ZIMKA (9.7)	88	88	91	267	51
17	 Belgium	339	336	327	1002	138
	Alain DEWEVER (5.2)	85	81	81	247	31
	Benoit DUMONT (C) (5.6)	88	87	92	267	51
	Jean LAURENCIN (4.9)	85	90	90	265	49
	Didier MALHERBE (6.7)	81	85	81	247	31
	Emmanuel ROMBOUTS (5.7)	89	85	82	256	40
	Jean-Jacques ZIMMERMAN (4.4)	88	85	83	256	40
18	 Croatia	338	333	334	1005	141
	Drago (Croatia) BANOVIC (12.5)	96	DQ	DQ	96	24
	Bozidar BRAJKOVIC (9.8)	90	95	83	268	52
	Zelimir FEITL (C) (9.5)	84	83	87	254	38
	Frano MARINCIC (8.7)	87	78	82	247	31
	Vinko PERSIC (12.2)	89	90	88	267	51
	Zeljko VUCEMIL (5.0)	78	82	82	242	26

19	 Greece	357	325	326	1008	144
	Dean FOTIADIS (8.0)	100	86	94	280	64
	Nikolaos GEROSTATHOPOULOS (7.9)	91	99	89	279	63
	Jason HARE (2.4)	83	78	74	235	19
	Dimitrios IOSIFIDIS (4.5)	100	79	79	258	42
	Ioannis PARASCHIS (C) (6.1)	92	86	92	270	54
	Theodoros SGOUROS (3.5)	91	82	84	257	41
20	 Luxemburg	342	350	346	1038	174
	Fernand CLAUDE (9.3)	92	93	96	281	65
	Gregor DALRYMPLE (C) (7.6)	83	88	82	253	37
	Hubert FUHRMANN (12.6)	89	92	95	276	60
	Carlo GASTALDI (8.5)	85	89	99	273	57
	Olivier MORTELMANS (8.3)	87	89	87	263	47
	Christian SCHOCK (7.5)	87	84	82	253	37
21	 Slovenia	333	339	1251	1923	1059
	/ / (18.0)	100	100	DQ	200	56
	Miran BABNIK (5.4)	83	86	84	253	37
	Darco KOCAR (6.3)	78	82	80	240	24
	Silvo LAURIC (5.6)	90	80	DQ	170	26
	Joze PAPIC (C) (11.1)	82	DQ	DQ	82	10
	Florjan VELIKAJNE (10.4)	93	91	88	272	56